

## Natural oil finish - with Admonter maintenance oil

Admonter maintenance oil - available in natural clear/white/brown/grey – you will find more information concerning the correct maintenance oil for your floor at [http://www.admonter.eu/en/installation\\_care/](http://www.admonter.eu/en/installation_care/) or contact your nearest Admonter dealer - (shake well before use!) should be used sparingly (1 litre is sufficient for approx. 70 – 100 m<sup>2</sup>). Distribute the oil evenly with the use of an oil-sponge, soft cloth or spray can. The quantity of maintenance oil applied may vary due to the different absorption of the wood.


Polish the floor using a polishing machine and a white pad (different colour pads may be used depending on 3M products). Small areas can be treated by hand using a white polishing pad or a soft cloth. Polish thoroughly.

Do not apply the oil thickly. Ensure an even distribution of the oil in order to avoid differences in the overall shine once the floor has dried. Allow the floor to dry for approx. 24 hours, taking extra care during this period to prevent any contact with moisture.

Depending on the polishing, the room temperature and the moisture level the drying of the floor can take 2-7 DAYS. Please allow air to flow into the room and combine with underfloor heating to help dry the floor faster. During this period you can walk on with clean slippers, avoid any dirt!

Cover high traffic areas with cardboard. Do not clean the floor for the first 8 – 10 days, thus allowing the surface to harden completely. After use, oil-saturated cloths must be soaked in warm water and then hung out to dry (caution: could be flammable).

For floors in high traffic areas (e.g. commercial areas), we recommend a treatment with Admonter high traffic oil, which should be applied by a flooring expert.

<b>Admonter maintenance oil white</b>		
		
Oak extra white	Oak Mountain white	Spruce white
Oak superbianco	Oak medium white	Stone Pine white
Oak white	Ash olive white	Larch AGED white robust
Oak stone	Larch white	Douglas Fir white
Oak Salis	Larch AGED white	
Oak Lapis	Larch lye-washed white	
Oak Montes	Oak alpino	

**Admonter**  
Holzindustrie AG


8911 Admont / Austria, Sägestraße 539


phone: +43(0)3613/3350-0, fax: +43(0)3613/3350-119, e-mail: [info@admonter.at](mailto:info@admonter.at)


FN237499p (LG Leoben) Gerichtsstand Liezen, UID-Nr.: ATU57198366

Bankverbindung: Raiffeisenbank Admont, IBAN: AT88 3800 1000 0002 7276, BIC: RZSTAT2G001



<b>Admonter maintenance oil brown</b> 		
Oak medium	Ash dark	
Oak dark	Robinia dark	
Oak dark extrem	Larch Marrone	
Ash medium	Beech dark	
American Walnut	Oak black relief	
Ash Marrone	Beech dark structured	
Oak brown robust		

<b>Admonter maintenance oil natural</b> 		
Oak limed	Larch	Larch Grigio
Oak	Larch lye-washed	Oak caramel
Oak Mountain	Larch AGED	Oak medium limed
Oak Ignis	Pine	Oak dark limed
Maple	Stone Pine	Oak Chameleon white
Canadiane Maple	Larch rough-sawn	Oak Chameleon schwarz
Ash	Oak rough-sawn	Oak Chameleon Candy
Ash olive	Oak robust	Oak 2bond Rift
American Cherry	Larch AGED robust	Oak 2bond twin - Herringbone
Beech	Larch AGED black robust	

<b>Admonter maintenance oil grey</b> 		
Oak grey		

<b>No final coat of oil required after installation</b>		
Oak Cinis	Oak Magnes	Oak Carbo
Oak Seta	Oak Ferrum	Oak Aurum

**Please note:**

In case you cannot find your floor in this data sheet, please contact your nearest Admonter dealer.

October 2017

**Admonter**  
Holzindustrie AG

8911 Admont / Austria, Sägestraße 539

phone: +43(0)3613/3350-0, fax: +43(0)3613/3350-119, e-mail: info@admonter.at

FN237499p (LG Leoben) Gerichtsstand Liezen, UID-Nr.: ATU57198366

Bankverbindung: Raiffeisenbank Admont, IBAN: AT88 3800 1000 0002 7276, BIC: RZSTAT2G001

